

SAFETY GUIDELINES AND WARNING:

PLEASE READ THIS SECTION CAREFULLY TO ENSURE YOU RECEIVE MAXIMUM BENEFITS FROM THE PRODUCT AND ENJOY VAPING WITH IT IN THE MOST SAFE AND EFFECTIVE WAYS POSSIBLE.

1. THIS PRODUCTS INTENDED FOR USE BY ADULTS OF LEGAL SMOKING AGE (18+ OR HIGHER). THIS PRODUCT IS NOT RECOMMENDED FOR NON-SMOKERS, YOUNG PEOPLE UNDER THE AGE OF 18 YEARS, PREGNANT OR BREAST FEEDING WOMEN AND THOSE EXPERIENCING GENERAL ILL HEALTH.
2. THIS PRODUCT MAY BE USED WITH E-LIQUIDS THAT CONTAIN NICOTINE. IF YOU ARE USING E-LIQUID CONTAINING NICOTINE PLEASE REFER TO THE INFORMATION PROVIDED IN SECTION "IMPORTANT INFORMATION ABOUT USING NICOTINE CONTAINING E-LIQUIDS" OR CHECK WITH YOUR E-LIQUID PROVIDER FOR MORE INFORMATION.
3. THIS PRODUCT IS ONLY DESIGNED TO BE USED WITH HIGH QUALITY E-LIQUID. IT IS NOT INTENDED FOR USE WITH LOOSE TOBACCO LEAF OR HERBAL SUBSTANCES. INNOKIN IS NOT RESPONSIBLE FOR ANY ATOMIZER OR BATTERY DAMAGE DUE TO THE USE OF LOW QUALITY E-LIQUID, DRY HERB, OR OTHER MATERIALS FOR WHICH THIS PRODUCT WAS NOT DESIGNED.
4. THIS PRODUCT IS NOT INTENDED TO TREAT, MITIGATE, PREVENT OR CURE ANY DISEASE OR CONDITION. IT IS NOT INTENDED FOR USE AS A SMOKING CESSATION DEVICE.
5. ALWAYS KEEP THIS PRODUCT OUT OF REACH OF CHILDREN AND PETS.
6. DO NOT MISUSE, MISHANDLE OR STORE THIS PRODUCT IMPROPERLY. IN ORDER TO PROLONG THE OPERATION OF THIS PRODUCT, PLEASE DO NOT USE, PLACE OR STORE IT IN EXCESSIVELY HOT OR COLD ENVIRONMENTS.
7. DO NOT ATTEMPT TO REPAIR THE PRODUCT BY YOURSELF AS DAMAGE OR PERSONAL INJURY MAY OCCUR.
8. THIS PRODUCT IS NOT WATERPROOF. KEEP IT DRY AT ALL TIMES.
9. DO NOT ALLOW ANY LIQUIDS OR E-JUICE TO ENTER THE DEVICE THROUGH THE TOP THREADING OR THE USB PORTS. IF ANY LIQUIDS ENTER THE DEVICE, OR COME INTO CONTACT WITH THE PCB, PLEASE DISCONTINUE USING OR CHARGING THE DEVICE AND CONTACT YOUR LOCAL AUTHORIZED INNOKIN VENDOR IMMEDIATELY.
10. INNOKIN IS NOT RESPONSIBLE FOR BATTERY AND CHARGER EXPLOSIONS, OR MALFUNCTIONS, DUE TO THE USE OF A LOW-QUALITY CHARGER. ONLY USE THE ORIGINAL MICRO USB CABLE TO CHARGE THE DEVICE. WE RECOMMEND THAT YOU USE A HIGH QUALITY USB WALL CHARGER (CE/UL CERTIFIED).
11. THIS PRODUCT IS NOT DESIGNED FOR USE WITH A CAR CHARGER. THIS PRODUCT DOES NOT COME INCLUDED WITH A CAR CHARGER.
12. OBEY LOCAL LAWS OR REGULATIONS REGARDING ELECTRONIC CIGARETTES WHEN VAPING. IF YOU ARE IN AN AREA WHERE THERE ARE ANY BANS OR POTENTIAL DANGERS, PLEASE DO NOT USE THIS PRODUCT.

IMPORTANT INFORMATION ABOUT USING NICOTINE-CONTAINING E-LIQUIDS

BEFORE USING NICOTINE-CONTAINING E-LIQUIDS THE USER SHOULD READ THE FOLLOWING INFORMATION CAREFULLY.

DO NOT USE NICOTINE-CONTAINING E-LIQUIDS:

• If you are allergic to nicotine or any of the other ingredients contained in the e-liquid (see manufacturer's label for full details).

WARNINGS AND PRECAUTIONS

NICOTINE-CONTAINING E-LIQUIDS ARE NOT RECOMMENDED FOR:

- Those experiencing general ill health; such as heart disease, stomach and duodenal ulcers, liver or kidney problems, long term throat disease or difficulty breathing due to bronchitis, emphysema or asthma.
- Those who have an overactive thyroid gland or have a phaeochromocytoma (a tumour of the adrenal gland that can affect high blood pressure)
- Those who have diabetes, as nicotine may affect your blood sugar levels
- Those taking the following medication:
 - Theophylline (to treat breathing problems)
 - Ropinirole (to treat restless legs)
 - Clozapone (to treat schizophrenia)

IF YOU INHALE TOO MUCH NICOTINE OR USE THE PRODUCT TOO MUCH YOU MAY EXPERIENCE ONE OR MORE OF THE FOLLOWING EFFECTS:

- | | | |
|----------------------|-------------------------|-------------------------------------|
| • Feeling faint | • Nausea (feeling sick) | • Irritation in the mouth or throat |
| • Headache | • Coughing | • Stomach discomfort |
| • Nasal congestion | • Dizziness | • Vomiting (being sick) |
| • Chest palpitations | • Hiccups | • Abnormal heart rate |

If you experience any of the above side effects including any possible side effects not listed in this user manual, discontinue using the product. If the effect(s) continue after you stop use, consult your doctor or healthcare professional and bring this leaflet to their attention.

ADDICTIVENESS

Nicotine is highly addictive; and is therefore intended for adult smokers only.

HOW TO STORE AN ELECTRONIC CIGARETTE

Always power off the electronic cigarette when it is not being used, or when it is going to be stored. Store the electronic cigarette in room temperature (5°C to 30°C) in a clean dry place. Keep the product out of sight and reach of children and animals.

HOW TO DISPOSE OF AN ELECTRONIC CIGARETTE

The electronic cigarette contains a rechargeable battery which should be recycled in a designated waste disposal site. Please dispose of your electronic cigarette responsibly with consideration to the environment.

SHENZHEN INNOKIN TECHNOLOGY CO., LTD.

Building 6, Xinxintian Industrial Park, Xinsha Road, Shajing, Baoan District, 518104, Shenzhen, China

Telephone: +86-755-2989-8770 Email: info@innokin.com

INNOKIN TECHNOLOGY GMBH

Fritz-Neuert-Straße 17, 75181 Pforzheim, Deutschland
E-Mail: info@innokin.de

BATTERY CARE GUIDE

READ BEFORE USE! INTERNAL BATTERY

- ⚡ Do not leave device unattended while charging.
- ⚡ Keep a charge of more than 10% to maximize battery lifespan.
- ⚡ Only charge with a high quality Wall Adapter and stable power source with included micro-USB cable.
- ⚡ Do not use with a car charger.

- ⚡ Do not leave device charging for extended periods of time. Stop charging when the battery is full.
- ⚡ "Vape-while-charging" must be used with +10% battery charge.
- ⚡ Carefully insert the micro-USB plug correctly. Do not use force or the port may be damaged.
- ⚡ Check with your airline before flying with your vaporizer.

BATTERY CARE GUIDE

READ BEFORE USE! REPLACEABLE BATTERY

- ⚡ Buy only high quality batteries from a trusted source.
- ⚡ Only use a high quality Battery Charger.
- ⚡ Do not leave batteries unattended while charging. Remove battery when fully charged.
- ⚡ Always store batteries safely in a silicone sleeve when not in use.
- ⚡ Do not remove the battery wrap.
- ⚡ If the battery wrap is damaged, replace battery immediately.
- ⚡ If the wrap is discolored, replace battery.
- ⚡ Do not use damaged batteries.
- ⚡ Batteries must always be stored in a protective sleeve or case when placed in a pocket or bag.

INNOKIN®

EN

ENDURA V

Quick Guide

If you have any questions, contact support@innokin.com

 facebook.com/Innokin.Technology

 instagram.com/innokintechnology

 twitter.com/innokintech

 reddit.com/r/innokin

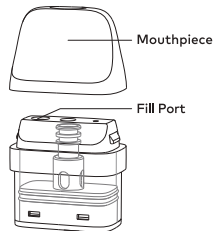
 support@innokin.com

Manufacturer: Shenzhen Innokin Technology Co., Ltd.
Address: 1st-5th Floor, Building 6, Xinxintian Industrial Park, Xinsha Road, Shaer Community, Shajing, Baoan District, 518104, Shenzhen, China.
Telephone: +86 755 2989 8770
Email: info@innokin.com
Production License: 5144030162
ISO 9001 / 14001 / 45001, ISO 13485, and cGMP Certified.
MADE IN CHINA

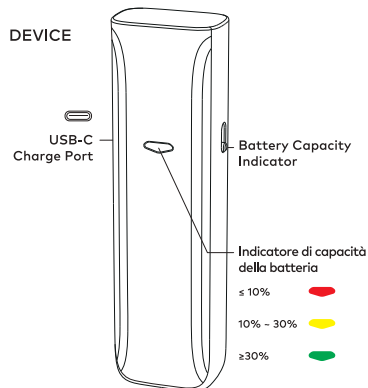
European Representative:
FRANCE VAPOTAGE DISTRIBUTION
68 rue d'ennevelin 59710 Avelin France
Telephone: +33 320020152
Email: Contact@innokin.fr

Components

POD



DEVICE



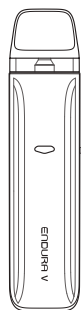
Filling the Pod

Pull out the cap of the mouthpiece and add E-liquid.



Important

- The indicator light turns on when the pod inserts in or pulls out.
- Please don't vape while your device is charging.
- Keep the pod from going completely empty of E-liquid. Refill it regularly to avoid dry hits or coil damage.



On/Off

Vaping to turn the device on, or the device will enter standby mode in 5 seconds.

Charging

- Charge promptly based on battery level.
- Use the provided charging cable and a standard output charger with the correct charging current and voltage range.
- If the battery level is below 90%, the red light will turn on, if it is above 90%, the green light will turn on, and if it is fully charged, the light will turn off.

Caution

- Do not leave the charging device unattended.
- Protect the device from direct sunlight, dust, moisture, or mechanical shock.
- Avoid dropping, throwing, or mishandling the device to prevent damage.
- Keep the device away from any water, liquid, or flammable gas.

EEE Recycling

This product should not be treated as household waste, instead it should be handed over to the applicable collection point for the recycling of electrical and electronic equipment.

Specifications

Dimensions: 110.5×25.9×15.8 mm

Pod Capacity: 2.0 mL

Coil: 0.6Ω (21W)

Output Power: 0 -- 21W

Built-in Battery Capacity: 1200mAh

Charging Current: DC 5.0V/1A

Draw-activated Vape

Protections

No Load / High Resistance Protection

When no load resistance or high resistance is detected, the device will switch off the output and the indicator light turns green and flashes until vaping stops.

Short Circuit Protection

When vaping with low resistance or short circuit, the device will switch off the output and the indicator light turns red for 5 seconds.

Low battery alarm

When vaping with low battery, the device will switch off the output and the indicator light turns red and flashes 8 times at the same time.

Overheat Protection

When the PCBA (Printed Circuit Board Assembly) temperature sensor detects high temperature, the device will switch off the output and the indicator light will flash red 3 times.

Auto-Shut Off Protection

When vaping more than 10 seconds in one breath, the device will switch off the output and the indicator light will turn on and flash 10 times.

WARRANTY CARD

CUSTOMER INFORMATION

Full Name	<input type="text"/>
Mailing Address	<input type="text"/>
Email	<input type="text"/>
Telephone Number	<input type="text"/>

PRODUCT INFORMATION

Product Name	<input type="text"/>
Product Serial Number	<input type="text"/>
Product Authentication Number	<input type="text"/>

I certify that the above information is true. I agree to the terms and conditions of Innokin Technology's Warning Service Program and Privacy Policy.

INNOKIN TECHNOLOGY provides a 90 day after sales service warranty to all authorized vendors. Please consult the official Innokin website (www.innokin.com) or your Authorized Innokin Technology Vendor for more information and terms of service. The proof of purchase and the original box are needed for the 90 Day Limited Warranty.



VERIFY YOUR
INNOKIN PRODUCT



WARRANTY
INFORMATION

Print Name

Signature

Date