


# KLYPSE ZIP

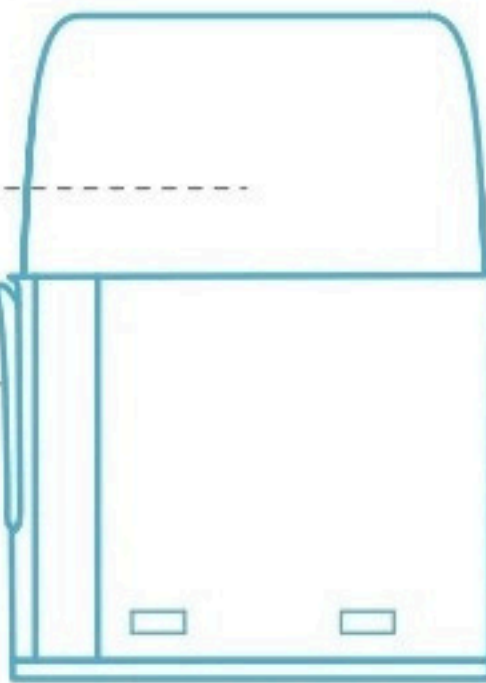
Refillable Pod Kit

EN


## COMPONENTS



Protective cap



Pod



Fill port

Mod

Indicator light

USB-C Charging Port

### Battery Indicator

- Battery <10% Red light
- Battery =10-30% Yellow light
- Battery >30% Green light

## HOW TO FILL

- 1.Fill the pod.
  - Pull tab to open.
  - Add E-Liquid carefully.
  - Push tab to securely close.



### IMPORTANT:

Wait at least 5 minutes after filling a new pod with e-liquid before vaping.



- 2.Insert pod into the mod.

## IMPORTANT

- Ensure battery contacts and pod are clear of debris and e-liquid residue.
- Keep the pod at least 1/3 full for the best longevity and flavors.
- Do not vape if the pod is empty.
- Replace pod when there is a reduction in flavor or vapour.

## CHARGING & SAFETY

- Gently insert the TYPE-C USB cable correctly.
- Charge with a certified 5V wall charger and included TYPE-C USB cable.
- Do not leave the device charging unattended.
- Do not store the device with a depleted battery.
- Keep at least 1/2 charged when not in use.
- Do not store device in direct sunlight or excessively hot environments.

When charging the device

Battery <90%  
Red light

Battery >90%  
Green light

When fully charged the light will power off.

## SPECIFICATIONS

Device Dimensions : 67.8 x 44.5 x 17.0mm
Pod Capacity : 2ml
Resistance Range : >0.8Ω
Battery mAh : 650mAh
Charging Current : DC5V/0.75A