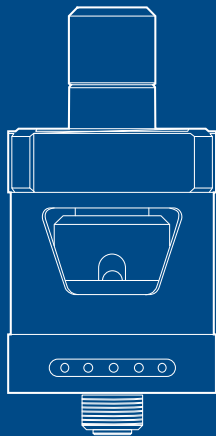


-  facebook.com/Innokin.Technology
-  instagram.com/innokintechnology
-  twitter.com/innokintech
-  reddit.com/r/innokin
-  support@innokin.com

WARNING: This product is only intended for use by adults of legal smoking age. This product has not been evaluated by the Food and Drug Administration and is not intended to treat, mitigate, prevent or cure any disease or condition. This product is not intended for use as a smoking cessation device. This product may be used with e-liquids that contain nicotine and should not be used by children, women who are pregnant or breastfeeding, or persons with or at risk of heart disease, high blood pressure, diabetes or taking medicine for depression or asthma, or who otherwise may be sensitive to nicotine. This product includes small parts such as the mouth piece. Always keep any small parts out of reach of children and pets to prevent swallowing or other harm.



INNOKIN

ZENITH TANK

Platform
series

DESIGNED BY
P. BUSARDO
VAPINGREEK

COIL INFORMATION:

0.5Ω PLEXUS Z COIL

Superior flavor and longevity (15-17W)

1.6Ω KANTHAL COIL

Cooler vape requiring lower wattage (10W)

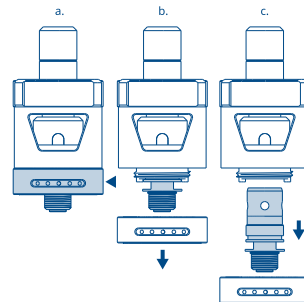
0.8Ω KANTHAL COIL

Warmer vape requiring more wattage (18W)

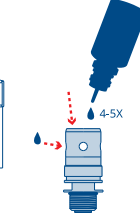
NOTE: for additional and more detailed information, including information on the different coils, scan the QR Code for instructional videos.

FIRST TIME USE

1 REMOVE THE PRE-INSTALLED COIL



2 PRIME THE COIL*



*When using any coil for the first time, drip 4-5 drops of e-liquid into the coil to saturate the cotton within.

3 MOUNT THE COIL

Reverse direction of step 1.

4 FILL THE TANK

The tank features an automatic liquid shutoff that will engage when you open the tank to fill. This will prevent the coil from flooding during the filling process.

5 ADJUST THE AIR FLOW

Adjust the airflow to a comfortable draw and ENJOY YOUR VAPE!

